


Facilitating feedback & assessments with **FeedbackFruits**





FeedbackFruits offer (Teaching & Learning System)

PEDAGOGY SOLUTION
Feedback and Assessment

- Peer Review
- Automated Feedback
- Skill Review
- Group Member Evaluation
- Assignment Review
- Group Formation
- Self Assessment

PEDAGOGY SOLUTION
Collaboration and Engagement

- Interactive Document
- Interactive Presentation
- Interactive Video
- Discussion
- Interactive Audio
- Group Formation
- Comprehension
- Team-based Learning

PEDAGOGY SOLUTION
Customized Pedagogy

Build complete learning experiences by mix-matching assessment and learning activities of your choice.

STRATEGIC OUTCOME SOLUTION
Competency-based Assessment

Cohort and large data analytics for tracking student mastery of competencies over their university career and beyond.

FeedbackFruits
infrastructure for scaling



Analytics
Across activities and cohort



Templates
and shared libraries



Journeys
For bulk activity creation



How are they different?



Self-Assessment

Rubric section
Organization

Beginning	Emerging	Experienc	Exemplary
0 ratings	2 ratings	4 ratings	1 rating

You

7 comments



me

Who's giving
feedback



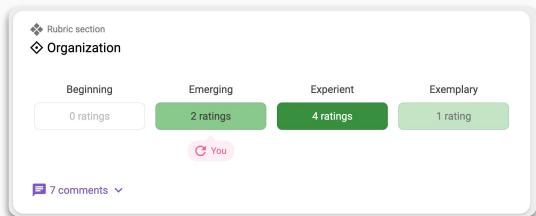
How are they different?



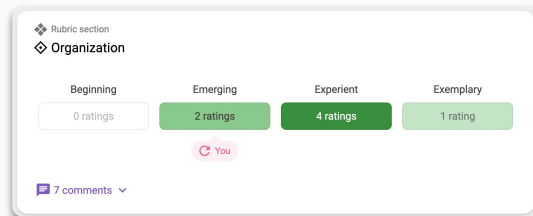
Self-Assessment



Skill Review



me



teacher

Who's giving
feedback



How are they different?



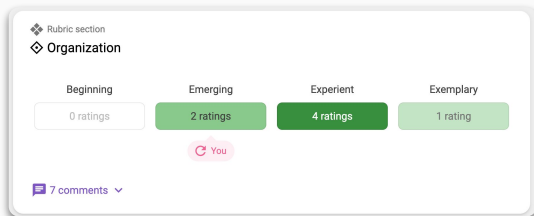
Self-Assessment



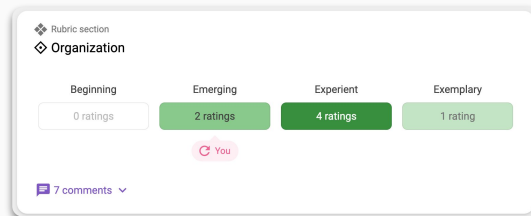
Skill Review



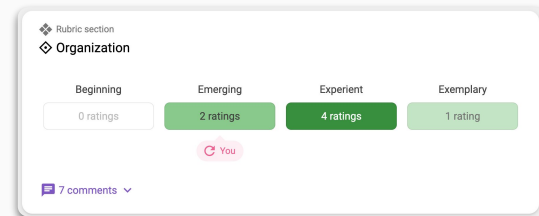
Group Member Evaluation



↑
me



↑
teacher



↗ (me) ↑ peer ↖ (teacher)

Who's giving feedback



How are they different?



Self-Assessment




Skill Review




Group Member Evaluation



 **Include a submission**

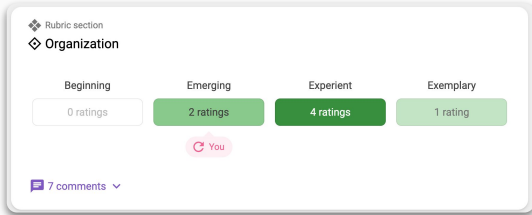
Self-Assessment



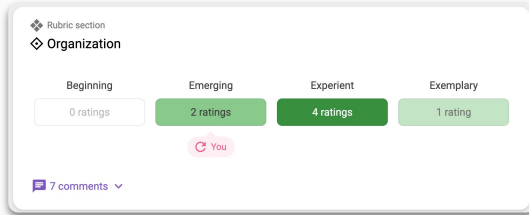
Assignment Review



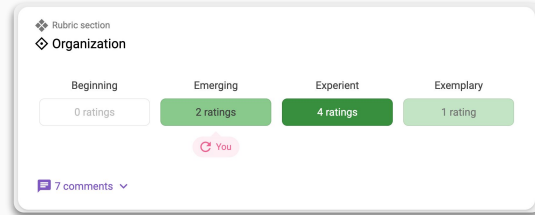
Peer Review



me



teacher



(me)



peer



(teacher)

Who's giving feedback



What can be (peer) reviewed?



The image shows a video player on the left and a rubric on the right. The video player displays a woman in a grey blazer and blue top presenting in front of a screen. The rubric is titled 'Problem Statement' and lists five levels of performance:

- Incomplete** (0 points): Lacks a proper statement of the problem. / Evidence presented does not support the thesis or problem statement.
- Needs Improvement** (1 point): Statement of the problem is not clearly stated and/or lacks quality evidence to support the problem.
- Competent** (2 points): Fairly well posed statement of the problem that provides evidence but the evidence is not as strong as it could be.
- Excellent** (3 points): Stated the research problem clearly, and provided motivation for undertaking the research.





Below the rubric, there is a 'COMMENT' button and a note that 'No comments' have been added. The video player has a play button, a progress bar at 0:31, and an 'Add comment' button.

- **Written** deliverables (essay drafts, case studies, lab reports, business proposals)
- **Video** submissions (recorded presentations, skill demonstrations, creative projects)
- Posters and **graphics**
- **Audio** recordings
- Works from secondary sources



At the end of this session you...



-  will understand the use cases that can be facilitated with FeedbackFruits
-  will be able to set up an activity in Moodle
-  will have an idea of the student workflow in the activity
-  will know where to find the FeedbackFruits support chat



University of Bath's Templates



Peer Review (Bath template)

For students to review each other's work.



Group Member Evaluation (Bath template)

For students in groups to review their group member contributions.



Assignment Review (Bath template)

For student submissions where staff can give feedback.



Demo in Moodle

- ✓ Creating an activity & using the templates
 1. Creating an activity from scratch
 2. Quick student & teacher perspective
 3. Survey



Resources & Support



[Instruction videos](#) and [help center](#) with articles per tool




[E-books](#) to build engaging courses



[Use cases](#) to learn by others schools' best practices




24/5 Support chat





Resources & Support



<https://teachinghub.bath.ac.uk/guide-category/feedbackfruits/>



Learning and Teaching

[Staff Login](#)

[Home](#) [Teaching & Assessment](#) [Professional Development](#) [Learning Technology](#) [Moodle](#) [Guidance](#) [Events](#)

[Home](#) > [Guidance](#) > [FeedbackFruits](#) > [Introduction to FeedbackFruits](#)

Article Contents

[What is FeedbackFruits?](#)

[Pilot](#)

[FeedbackFruits suite](#)

[Authentic assessment and peer feedback](#)

[Collaborative learning and social annotation](#)

Introduction to FeedbackFruits

Published on: 28/07/2023 · Last updated on: 07/09/2024

What is FeedbackFruits?

FeedbackFruits is an assessment and feedback tool suite that provides the ability to build engaging assessment and learning activities in Moodle. FeedbackFruits is integrated with Moodle and can be used to build formative or summative Assignments – for individual or group submissions, or for peer assessment or group member review. FeedbackFruits can utilise Moodle groups and store grades in the Moodle gradebook. In total there are 16 tools to try.



What do NSUOK educators think about Feedback...







Copy link



At the end of this session you...



-  will understand the use cases that can be facilitated with the FeedbackFruits Peer Reviews
-  will be able to set up an activity in Moodle
-  will have an idea of the student workflow in the activity
-  will know where to find the FeedbackFruits support chat



Feedback survey...





FeedbackFruits Faculty Session - Your opinion matters :)

B *I* U  

Thank you for participating in this training session with FeedbackFruits. We are curious to hear more about how you experienced it and how you would like to get started with the tool(s). This survey takes approximately 3 minutes to complete.

Thank You

