



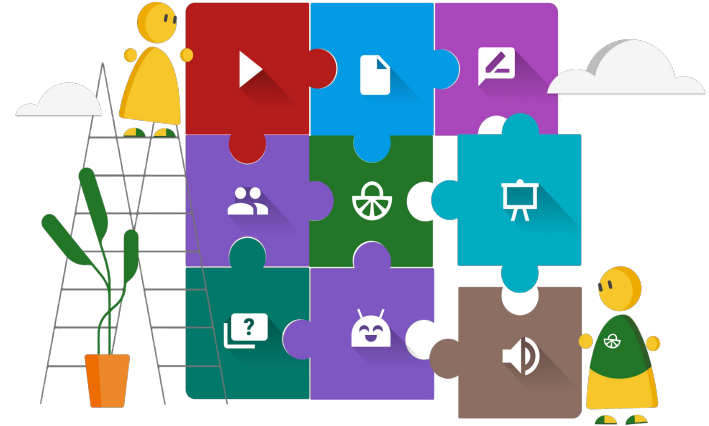
# Streamline peer/group feedback process for meaningful online student interactions

*11 October 2023*



# Agenda

1. Introduction to FeedbackFruits
2. Peer Feedback tools
3. Demo in Moodle
4. Experience the tool as a student
6. Resources & Support



# Our mission

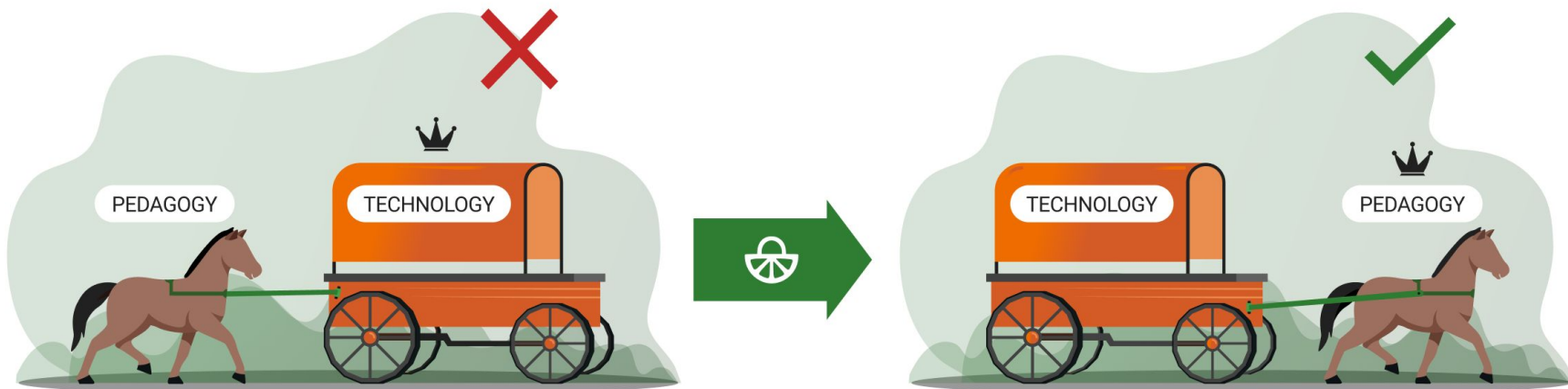
Empower students to:

- **Learn in every modality**, either it being on-campus, hybrid or online
- **Develop lifelong skills** (critical thinking, collaboration, communication, etc.) needed in real-life.
- **Take charge of their own learning**





## Pedagogy over technology





# FeedbackFruits Tool Suite

## Feedback & Assessment



Group Member  
Evaluation



Peer  
Review



Skill  
Review



Assignment  
Review



Automated  
Feedback



Self-Assessment

## Collaborative Learning



Interactive  
Study Material



Comprehension



Discussion on  
work



Discussion on  
topic

## Synchronous Learning



Interactive  
Presentation



Quiz



Team Based  
Learning



# FeedbackFruits Tool Suite

## Feedback & Assessment



**Group Member Evaluation**



**Peer Review**



Skill Review



Assignment Review



Automated Feedback



Self-Assessment

## Collaborative Learning



Interactive Study Material



Comprehension



Discussion on work



Discussion on topic

## Synchronous Learning



Interactive Presentation



Quiz



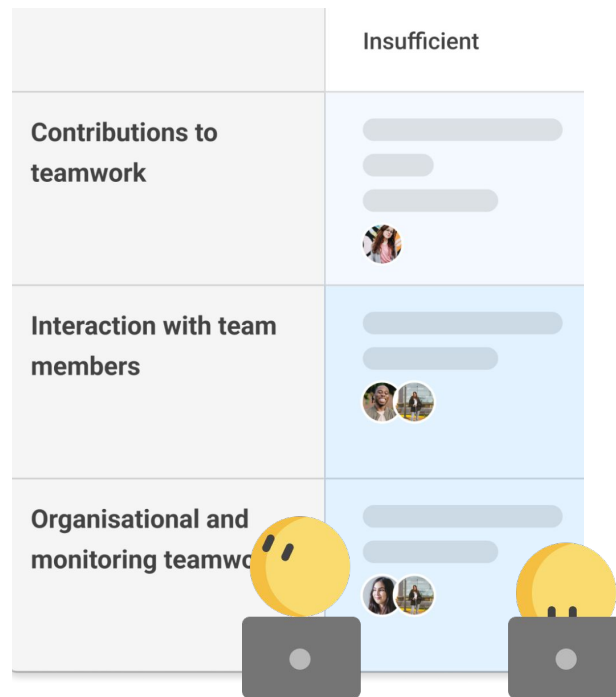
Team Based Learning



## Feedback Tools

Streamline the entire peer assessment process with **Peer Review** and **Group Member Evaluation** tools by **FeedbackFruits**, enabling students to give feedback on peers' work and skills.

- ✓ Push grades directly to Moodle
- ✓ Reuse rubrics and activities
- ✓ AI-powered feedback coach to guide students in giving better feedback
- ✓ Sync your groups from the LMS





# Peer Review



## What is Peer Review?

Facilitate peer learning and guide your students in reviewing each other's work in a structured manner

## Why do teachers use Peer Review?


- Save time by solving logistical problems
- Facilitate peer learning
- Improve students' feedback-giving skills
- Get insight into the peer review process

Students giving feedback

The screenshot displays a peer review interface. At the top, it shows a draft report titled "Review 'Group B draft report' by Georgia Beneth". The main content area displays a placeholder text "Lorem ipsum" and a list of bullet points. On the right side, there is a sidebar titled "Review based on these criteria" which includes sections for "Overall Feedback", "Content", and "Grammar". Each section has a rating scale from "Unsatisfactory" to "Excellent" and a "Comments" field. Below the sidebar, there is a list of reviewers: Matthew Smythe, Georgia Beneth, Robert Cloud, Maxwell Turner, and Jordan Theacher (Teacher). At the bottom, there is a section for "Set-up and Equipment Care" with a rating scale and a "Read more" link.

Students reading the feedback





# Group Member Evaluation



## What is Group Member Evaluation?

Improve team work by letting students evaluate their team members' collaboration skills and contribution to group work

## Why do teachers use Group Member Evaluation?

- Get insight into the group-work process
- Promote accountability and prevent free riding
- Enhance feedback-giving skills
- Facilitate peer learning

Students giving feedback

	Self assessment Georgia Beneth	Review recipient Matthew Smythe	Review recipient Maxwell Turner
Criteria	<div>Review complete</div>	<div>Review complete</div>	<div>Review complete</div>
Leveraging skills	<div>Strong... Disagree Somew... Agree Strong...</div> <div>0 points 1 point 2 points 3 points 4 points</div> <div>Requirements for Somewhat Agree (2 points) Sometimes seeks to understand and leverage the diversity of skills and experiences on the team.</div> <div>1 COMMENT</div>	<div>Strong... Disagree Somew... Agree Strong...</div> <div>0 points 1 point 2 points 3 points 4 points</div> <div>Requirements for Agree (3 points) Regularly seeks to understand and leverage the diversity of skills and experiences on the team.</div> <div>1 COMMENT</div>	<div>Strong... Disagree Somew... Agree Strong...</div> <div>0 points 1 point 2 points 3 points 4 points</div> <div>Requirements for Strongly Agree (4 points) Consistently seeks to understand and leverage the diversity of skills and experiences on the team.</div> <div>1 COMMENT</div>
Individual strengths	<div>Strong... Disagree Somew... Agree Strong...</div> <div>0 points 1 point 2 points 3 points 4 points</div> <div>Requirements for Agree (3 points) Example Rubric Text</div> <div>1 COMMENT</div>	<div>Strong... Disagree Somew... Agree Strong...</div> <div>0 points 1 point 2 points 3 points 4 points</div> <div>Requirements for Somewhat Agree (2 points) Example Rubric Text</div> <div>1 COMMENT</div>	<div>Strong... Disagree Somew... Agree Strong...</div> <div>0 points 1 point 2 points 3 points 4 points</div> <div>Requirements for Somewhat Agree (2 points) Example Rubric Text</div> <div>1 COMMENT</div>
Goals & Priorities	<div>Strong... Disagree Somew... Agree Strong...</div> <div>0 points 1 point 2 points 3 points 4 points</div>	<div>Strong... Disagree Somew... Agree Strong...</div> <div>0 points 1 point 2 points 3 points 4 points</div>	<div>Strong... Disagree Somew... Agree Strong...</div> <div>0 points 1 point 2 points 3 points 4 points</div>

	Self assessment Georgia Beneth	All reviews received by Georgia Beneth	Review Amable Violet Cherry
Criteria			
Leveraging skills	<div>Strong... Disagree Somew... Agree Strong...</div> <div>0 points 1 point 2 points 3 points 4 points</div> <div>Requirements for Somewhat Agree (2 points) Sometimes seeks to understand and leverage the diversity of skills and experiences on the team.</div> <div>1 COMMENT</div>	<div>Strong... Disagree Somew... Agree Strong...</div> <div>0 points 1 point 2 points 3 points 4 points</div> <div>Requirements for Agree (3 points) Regularly seeks to understand and leverage the diversity of skills and experiences on the team.</div> <div>1 COMMENT</div>	<div>Strong... Disagree Somew... Agree Strong...</div> <div>0 points 1 point 2 points 3 points 4 points</div> <div>Requirements for Agree (3 points) Regularly seeks to understand and leverage the diversity of skills and experiences on the team.</div> <div>1 COMMENT</div>
Individual strengths	<div>Strong... Disagree Somew... Agree Strong...</div> <div>0 points 1 point 2 points 3 points 4 points</div> <div>Requirements for Agree (3 points) Example Rubric Text</div> <div>1 COMMENT</div>	<div>Strong... Disagree Somew... Agree Strong...</div> <div>0 points 1 point 2 points 3 points 4 points</div> <div>Requirements for Agree (3 points) Example Rubric Text</div> <div>1 COMMENT</div>	<div>Strong... Disagree Somew... Agree Strong...</div> <div>0 points 1 point 2 points 3 points 4 points</div> <div>Requirements for Somewhat Agree (2 points) Example Rubric Text</div> <div>1 COMMENT</div>
Goals & Priorities	<div>Strong... Disagree Somew... Agree Strong...</div> <div>0 points 1 point 2 points 3 points 4 points</div>	<div>Strong... Disagree Somew... Agree Strong...</div> <div>0 points 1 point 2 points 3 points 4 points</div>	<div>Strong... Disagree Somew... Agree Strong...</div> <div>0 points 1 point 2 points 3 points 4 points</div>

Students reading the feedback



## Key Features



EASE OF COPYING  
ASSIGNMENTS



SUITABLE FOR  
SYNCHRONOUS AND  
ASYNCHRONOUS LEARNING



STUDENT  
REFLECTION  
(Optional)



CONFIGURABLE  
GRADING



STUDENT ANONYMITY



STUDENT PROGRESS  
VISUALIZATIONS  
(Learning analytics)




Demonstration

# Experience Group Member Evaluation as a student

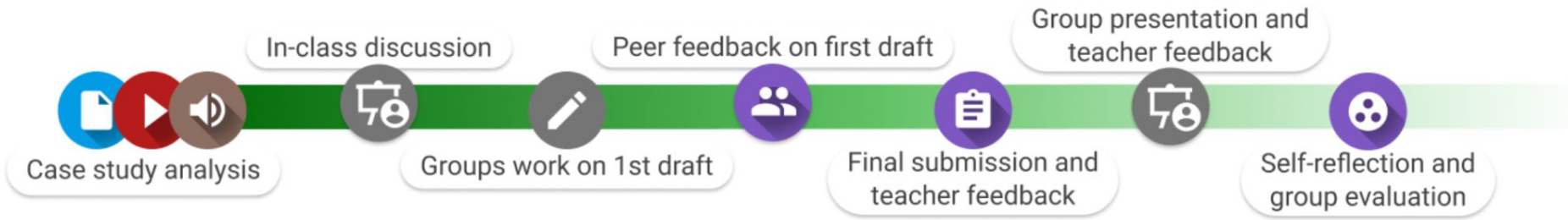
- Open the link in the chat
- Log in to Moodle
- Follow the activity instructions
- Put questions in the chat

You've got ~10 minutes to complete it.

Good luck!



# A learning journey: Authentic Assessment



- Develop real-life skills
- Scalable to all modalities and cohorts
- Streamline the entire assessment process

[See the full journey here.](#)

## Best practices

- Give **clear instructions** and train students in giving good feedback
- Use **clear criteria** and discuss these beforehand
- Don't use **too many criteria** and don't let students write too many reviews
- Plan enough **time** for the different steps of the peer feedback process
- Stimulate **reflection** and discussion
- Let students give feedback to the work of **multiple peers**
- **Concrete teacher feedback** follows automated or peer feedback





# Resources & Support



[University page for faculty support](#)  
[Instruction videos](#)



[E-books](#) to build engaging courses



FeedbackFruits [help center](#) with articles per tool



24/5 in-tool [human support](#)



## Article Contents

### What is FeedbackFruits?

Pilot

FeedbackFruits suite

Use cases

Key features

## FeedbackFruits – what is it

### What is FeedbackFruits?

FeedbackFruits is an assessment and feedback tool suite that provides the ability to build engaging assessment and learning activities. FeedbackFruits is integrated with Moodle and can be used to build formative or summative assignments – for individual or group submissions, or for peer assessment or group member review. FeedbackFruits can utilise Moodle groups and store grades in the Moodle gradebook. In total there are 15 tools to try.

### Pilot

FeedbackFruits is currently in a pilot review with its entire suite of tools available to all academic courses in Moodle at the University of Bath. This current pilot phase is running from Summer 2023 – Summer 2024. For questions or more information about this pilot, please contact Yvonne Moore (ym394@bath.ac.uk).

### FeedbackFruits suite

The range of tools can be used in a variety of ways – as stand-alone activities or as part of a combined series of tasks. Examples of some common pedagogical approaches can be seen in a series of [learning journeys](#) compiled by the FeedbackFruits team.



# Thank You



Danzigerkade 17,  
1013 AP, Amsterdam



UNIVERSITY OF  
**BATH**



[www.feedbackfruits.com](http://www.feedbackfruits.com)