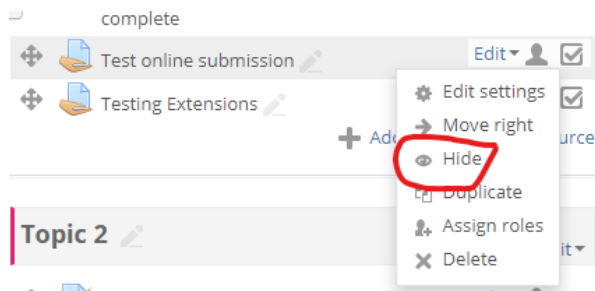


Hiding the Assessment Submission Point and Gradebook Item

Hiding the Assignment submission point

Once the **Due Date and Time** have passed and you have checked that all students have submitted, ensure you **HIDE** the assessment point before starting your marking.

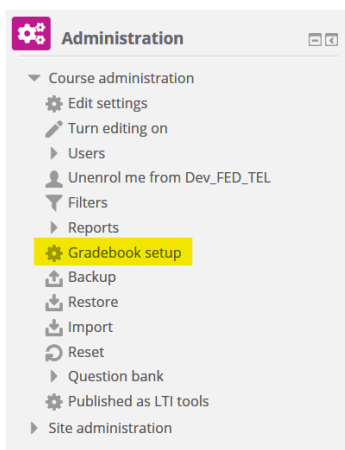


To do this:

- Turn editing on
- In the **Edit** drop-down to the right of the relevant assignment, select **Hide**
- The submission point will now appear 'greyed out' or hidden from students.

Hiding assessment grade and feedback from students



Where the Moodle Assignment is being used in place of final exams, it is possible that there will be no feedback for students, and grades will only be released to students through SAMIS (following moderation). Therefore, to ensure that students do not receive any grades/feedback in Moodle you can stop the Assignment appearing in the Gradebook.



- Select the main page of your Moodle course and from the **Course administration** block select **Gradebook setup**.

In the row for the Assignment you wish to hide, under the **Actions** column, click **Edit**.

From the drop-down menu, select **Hide**. The Assignment colour will be greyed out to indicate the item is now hidden.

 Test Assignment	100.00	Edit ▾ □
 Test Quiz	10.00	⋮ Edit settings
 Xerte SCORM TEST	100.00	⋮ Hide
 Bath Scheme Application	3.00	